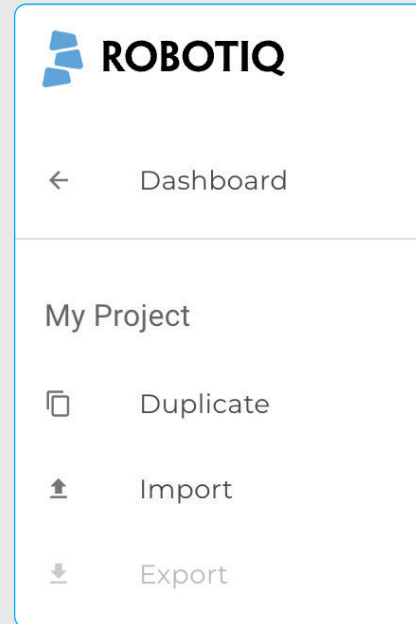


IMPORT AN XML/ TXT FILE FROM PACKAGING SOFTWARE

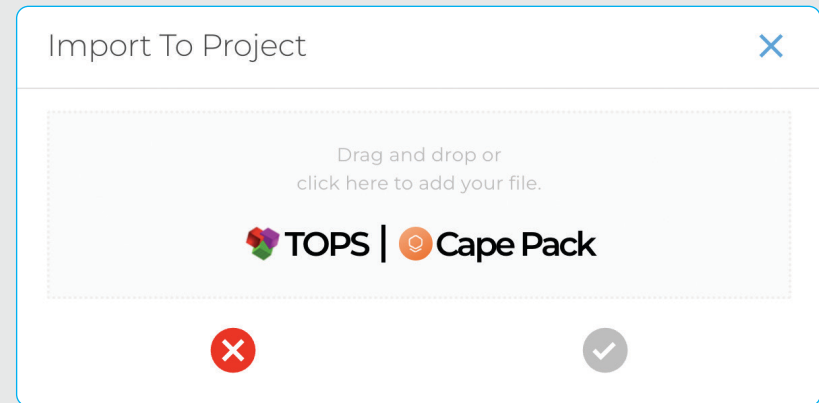
Our configurator import feature is the fastest way to upload a recipe into your project. Importing an XML or TXT file from a packaging software like Cape Pack from Esko or TOPS, you can leverage information that already exists with a few clicks and assess feasibility for any of your products.



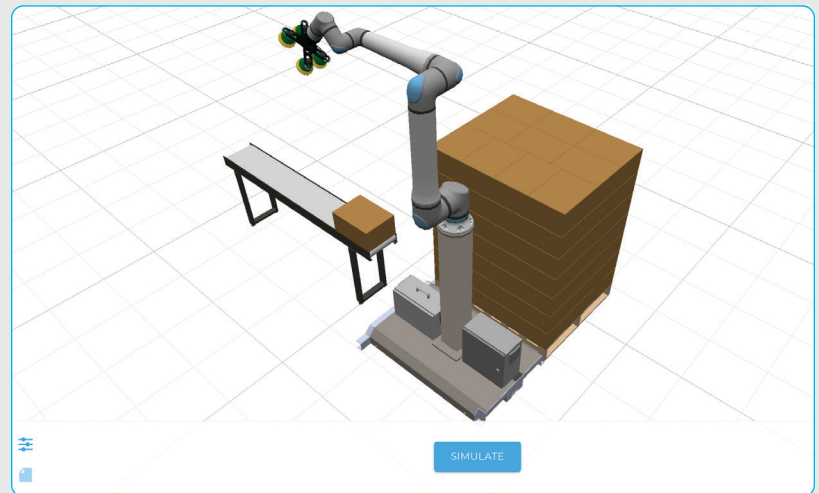
1 On the top left Menu bar, **select the Import option**



2 **Drag and drop your file** from your Packaging Software or **click the appropriate field shown** to add your file.



3 **Click Simulate** to see the palletizing solution in action.



WHY YOU WIN

- **Consistency:** Ensures precise placement and stacking according to optimal patterns.
- **Accuracy:** Avoid typing errors by manually entering box, pallet and pattern information.
- **Scalability:** Import multiple recipes and test/simulate all recipes for one or multiple lines.

Empower your packaging software investment and information further through our configurator and all the way to your URCap application.

Packaging Software → Robotiq Configurator → URCap



Tip: You can import multiple recipes at once using the multi-recipe projects option in your dashboard. **See next course to learn more.**